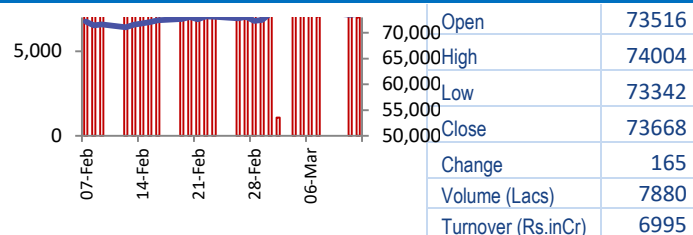
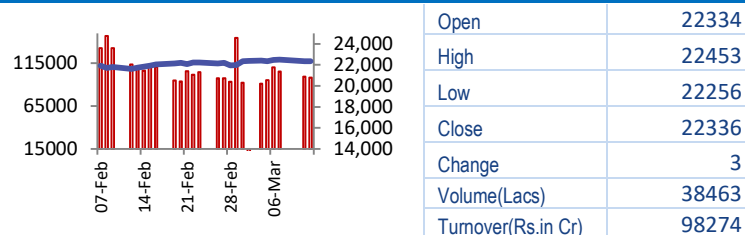


**BSE**



**NSE**



World Markets	Current	Previous	Pt. Chg	Var(%)
Dow	39005	38770	235	0.6%
Dow Futures	39446	39480	(34)	-0.1%
Nasdaq	16266	16019	247	1.5%
FTSE	7748	7669	79	1.0%
Nikkei	38681	38798	(117)	-0.3%
Hang Seng	17097	17094	3	0.0%
Gift Nifty	22469	22457	12	0.1%
Straits Singapore	3158	3141	17	0.5%
South Korea	2691	2682	9	0.3%
Taiwan	19925	19915	10	0.1%
Shanghai	3042	3056	(14)	-0.5%

Commodity Prices	Current	Previous	Pt. Chg	Var(%)
Copper (\$/MT)	8657	8653	4.0	0.0%
Alumin (\$/MT)	2265	2259	6.0	0.3%
Zinc (\$/MT)	2561	2567	(6.0)	-0.2%
Brent Crude (\$/bbl)	82.0	82.0	0.0	0.0%
Gold (\$/Ounce)	2160	2158	2.0	0.1%
Silver (\$/Ounce)	24.0	24.0	0.0	0.0%
Light Crude (\$/bbl)	78.0	78.0	0.0	0.0%
N G (\$/mmbtu)	2.0	2.0	0.0	0.0%
Sugar (\$/MT)	616.0	617.0	(1.0)	-0.2%
Rubber (Rs./kg)	175.0	174.0	1.0	0.6%
Baltic Dry Index	2315	2377	(62.0)	-2.6%

Currency Exchange Rate	Current	Previous	Var(%)
Rs./\$ rate	82.78	82.77	0.01%
Rs./ Euro	90.49	90.50	-0.01%
Rs./Chinese Yuan	11.52	11.53	-0.09%
Yen /\$ rate	147.36	147.68	-0.22%
\$ US/Euro	1.09	1.09	0.00%

Dollar Index	Current	Previous	Var(%)
Dollar Index	102.92	102.96	-0.04%

Support/ Resistance Levels for Today		
	Nifty	Bank Nifty Fut
Support 1	22240	47240
Support 2	22170	47000
Resistance	22440	47800

Securities in Ban For Trade	
ABFRL	HINDCOPPER
MANAPPURAM	MGL
SAIL	TATACHEM
ZEEL	NATIONALUM
PEL	

**Market Review**

**US:** US stocks notched gains across the board on Tuesday after key inflation data came in hotter than expected to help set expectations for the timing of a Fed Reserve interest-rate cut.

**Asia:** Most Asian stocks rose slightly on Wednesday as major technology shares tracked a rally in their Wall Street peers, although overall gains were limited as hot U.S. inflation factored into a higher-for-longer outlook for interest rates.

**India:** Frontline line equity indices bucked the trend in the broader market, and finished in the positive territory on Tuesday led by gains in index heavyweights - HDFC Bank, TCS and Reliance Industries. **Market is expected to open on a flattish note and likely to witness sideways move during the day**

**Global Economy:** Headline U.S. consumer price growth accelerated in Feb, while the underlying measure was faster than anticipated, in a sign of sticky inflationary pressures that could complicate the timing of potential Fed Reserve interest rate cuts this year. The annualized reading of the closely-watched CPI increased by 3.2% last month, quicker than estimates that it would remain at a pace of 3.1% notched in Jan. The British public's expectations for inflation over the next year and also the longer term fell in Feb, U.S. bank Citi said. Citi said public expectations for inflation in 12 months' time fell to 3.6% in February from 3.9% in January, while expectations for the five to 10 year period fell to 3.5% from 3.6%.

IIP output in January grew at a weaker-than-expected rate of 3.8% year-on-year on the back of slowdown in manufacturing and mining activity.

**Commodities:** Gold prices steadied on Wednesday, after posting its biggest decline in a month in the previous session after a sticky U.S. inflation report boosted bond yields and slightly tempered hopes for a June interest rate cut from the Fed Reserve.

Oil prices rose on Wednesday on expectations of strong global demand, including in the world's top consumer the United States, and as even somewhat sticky US inflation did not dent expectations the Fed might start cutting rates soon.

**Currency:** The US dollar held steady against a handful of rival currencies on Wednesday, as traders weighed what impact hotter-than-expected inflation data could have on chances of an interest rate cut at the Fed Reserve's June meeting.

FII Derivative Transactions (Rs. Cr)

Contracts	Purchase		Sell		Net Value	Open Interest (OI)		OI (Previous day)		Change	
	Contract	Value	Contract	Value		Contract	Value	Contract	Value	Contract	Value
Index Future	58035	4842	53381	4399	443	213337	19536	202869	18785	10468	751
Index Option	33277665	2792880	33351738	2800522	(7642)	3863822	338937	4413895	375530	(550073)	(36593)
Stock Future	309341	25877	276011	23782	2095	3110563	253434	3142067	257359	(31504)	(3925)
Stock Option	576815	50876	582004	51326	(450)	348662	29947	339473	29388	9189	559
<b>Total</b>	<b>34221856</b>	<b>2874475</b>	<b>34263134</b>	<b>2880029</b>	<b>(5554)</b>	<b>7536384</b>	<b>641854</b>	<b>8098304</b>	<b>681062</b>	<b>(561920)</b>	<b>(39208)</b>

FII All Activity-BBG (Rs Cr)	Buy	Sell	Net
4-Mar-24	13899	13911	(12)
5-Mar-24	14305	14526	(221)
6-Mar-24	19942	14258	5684
7-Mar-24	26288	15699	10589
11-Mar-24	23303	19357	3946
<b>Month to date-Mar</b>	<b>115977</b>	<b>93821</b>	<b>22156</b>
FII (Prov.) (Rs Cr)	Buy	Sell	Net
5-Mar-24	15215	14641	574
6-Mar-24	19849	17083	2767
7-Mar-24	22998	15694	7304
11-Mar-24	23691	19478	4213
12-Mar-24	15475	15402	73
<b>Month to date- Mar</b>	<b>126480</b>	<b>112066</b>	<b>14414</b>
DII (Prov.) (Rs. Cr)	Buy	Sell	Net
5-Mar-24	11889	10054	1835
6-Mar-24	13639	11489	2150
7-Mar-24	11887	9285	2602
11-Mar-24	10787	7549	3238
12-Mar-24	10478	8120	2358
<b>Month to date-Mar</b>	<b>82821</b>	<b>63325</b>	<b>19496</b>
FII Debt - BBG (Rs. Cr)	Buy	Sell	Net
4-Mar-24	1019	442	577
5-Mar-24	1952	1155	797
6-Mar-24	2777	485	2292
7-Mar-24	5152	769	4382
11-Mar-24	2010	1672	338
<b>Month to date-Mar</b>	<b>14135</b>	<b>5965</b>	<b>8170</b>

Market Breadth	BSE		NSE	
	No.	%	No.	%
Advance	625	16%	414	16%
Decline	3272	82%	2182	82%
Unchanged	70	2%	53	2%

Market Turnover	12-Mar	11-Mar	Var (%)
BSE Cash	6995	13451	-48%
NSE Cash	98274	99342	-1%
NSE Futures	143212	129310	11%
NSE Options	47448261	23589463	101%
Total (Rs.Cr)	47696741	23831567	100%

Volatility Index	12-Mar	11-Mar
Volatility Index	13.64	14.00

Index PE - TTM	12-Mar	Yr. High	Yr. Low
Sensex	25.2	26.0	21.8
Nifty	23.1	28.8	20.0

Corporate News

**Indoco Remedies to purchase land for expansion purpose**

Indoco Remedies is acquiring land admeasuring 2,860.75 square meters situated at Plot No.18/A of Mahal Industrial Estate, Village Mulgaon, Taluka Andheri, District Mumbai Suburban from an unrelated third-party seller Saldanha Realty and Infrastructure LLP for the expansion plans of the Company. Accordingly, the Company executed the Indenture of Conveyance for the purchase of the aforesaid land. (BS)

**Kotak Mahindra Bank sells 2% stake in KFin Tech for Rs 208 crore**

Kotak Mahindra Bank has sold a 2% stake in KFin Technologies through the open market for Rs 208 crore. The private sector lender sold 3,470,000 shares of KFin Technologies at Rs 600.28 a share, As of December end, Kotak Mahindra Bank held a 9.80% stake in KFin Technologies. Stake sale triggered selling pressure in the stock, as KFin Technologies ended nearly 6% down on the BSE at Rs 592.45. (BS)

**Greaves Finance, Muthoot Capital in ₹150-crore deal for electric 2-wheeler financing**

Kerala-based two-wheeler loan company Muthoot Capital Services on Tuesday (March 12) said it has partnered with Greaves Finance Ltd, a wholly-owned subsidiary of Greaves Cotton Ltd. The collaboration, facilitated through Greaves Finance's EV-focused lending platform 'evfin,' aims to enhance the accessibility of financing solutions for electric two-wheelers across the country. (CNBC)

Economy

**Retail inflation for February remains almost unchanged at 5.09%**

India's retail inflation for the month of February 2024 stayed flat at 5.09 per cent against 5.1 per cent recorded for the month of January, according to government's official data. However, the number signifies a significant cooling on a year on year (YoY) basis as India's consumer price index (CPI) for February 2023 was recorded at 6.44 per cent. (TIE)

International

**CME Group bids to enter US Treasuries clearing business**

CME Group plans to apply to clear U.S. Treasuries, a \$26 trillion dollar market. CME Group would apply this year to clear U.S. Treasuries, becoming the first exchange company to publicly announce its plans to enter the world's biggest bond market. . CME operates CME Clearing, which offers clearing and settlement services for exchange-traded contracts and over-the-counter derivatives transactions. The exchange operator also offers global benchmark products across major asset classes, including futures and options. (INV)

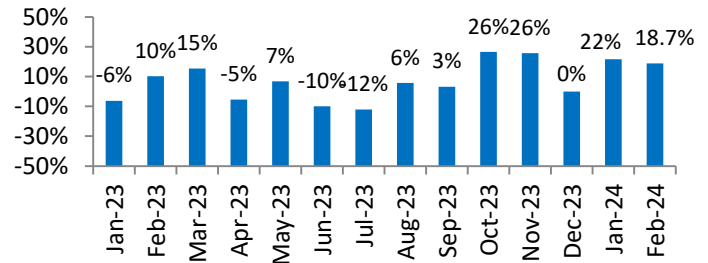
Top 5 Nifty Gainers	12-Mar	11-Mar	Var(%)
HDFCBANK	1460	1428	2.2%
TCS	4192	4122	1.7%
LTIM	5209	5123	1.7%
MARUTI	11510	11396	1.0%
INFY	1613	1601	0.8%
Top 5 Nifty Losers	12-Mar	11-Mar	Var(%)
ADANIENT	3123	3207	-2.6%
CIPLA	1466	1504	-2.5%
GRASIM	2184	2237	-2.4%
ADANIPTS	1301	1327	-1.9%
SBIN	760	774	-1.8%

BSE Index Watch	Last	1 day	1 wk	1 mth	1 yr
SENSEX	73668	0.2%	-0.3%	3.0%	26.5%
MIDCAP	39238	-1.3%	-2.0%	1.2%	62.3%
SMLCAP	42831	-2.1%	-5.9%	-3.3%	56.5%
AUTO	47948	-0.3%	0.3%	7.1%	66.9%
BANKEX	53666	-0.2%	-0.5%	3.8%	19.8%
Capital Goods	58353	-1.3%	-1.5%	7.3%	71.6%
FMCG	19215	-1.0%	-1.6%	-0.1%	18.5%
Health Care	34522	-1.2%	-0.7%	-2.2%	60.7%
IT	37692	0.4%	-0.8%	-2.6%	30.2%
METAL	27958	-1.3%	-1.3%	5.1%	44.0%
Oil & Gas	28122	-0.5%	-2.6%	2.7%	60.1%
Power	6660	-1.4%	-2.3%	5.5%	85.6%
Realty	6900	-3.5%	-5.7%	2.8%	120.9%

NSE USD Futures	12-Mar	11-Mar	Var (%)
March Expiry (Rs./\$)	82.78	82.76	0.0%
April Expiry (Rs./\$)	82.80	82.77	0.0%
Total Turnover (Rs. Crore)	19854	36467	-46%

Sectors	TTM PE
Auto	31.56
Auto Ancillary	44.57
Banking	16.25
Engineering	39.09
Cement	82.79
Diamonds & Jewellery	42.26
Housing Finance	20.11
Infrastructure & Const	34.21
Metals-Aluminium	42.76
Metal - Steel	17.08
Oil Expl.	18.85
Pharma	13.09
Power – Gen. Supp.	47.09
Information Tech.	21.24
Sugar	15.02
Telecom Serv. Prov.	80.15
Tyres	27.74

### Hero Moto: Monthly Sales Volume Growth (YoY) (Source: Company Data)



10 year G-Sec Yield	Current	Previous	Change
US	4.14%	4.15%	(1) bps
Japan	0.77%	0.77%	0 bps
India	7.03%	7.02%	1 bps
UK	3.95%	3.97%	(2) bps
Libor 3 Mths	5.58%	5.58%	0 bps

Indian Eco Data	Current	Previous	Var(%)
Forex Reserve (US\$ in bn)	525	528	-0.7%
Inflation - WPI	0.27%	0.73%	(46) bps
Inflation - CPI	5.09%	5.10%	(1) bps

India GDP	Q3FY24	Q2FY24	Var(%)
Growth	8.36%	7.60%	76 bps

Monetary Policy	Current	Previous	Change
Repo Rate	6.50%	6.50%	0 bps
Reverse Repo Rate	3.35%	3.35%	0 bps
CRR	4.50%	4.50%	0 bps
O/S Banking System Liquidity (Rs bn)	251	-405	656.0

IIP Growth %	Jan-24	Jan-23	Apr-Feb
IIP	3.8	5.8	6.0
Mining	5.9	9.0	8.5
Manufacturing	3.2	4.5	5.7
Electricity	5.6	12.7	7.0

**ADR Price Movement**

Company	Price (US\$)	Volume	Previous Day Price	Volume	Variance (%)	No. of Share Per ADR	ADR Price (Rs.)	BSE Price	Variance (%)
Infosys Tech	19.42	11415938	19.22	8544227	1.04%	1	1607.49	1612.95	-0.3%
Wipro	6.17	1947978	6.13	1482129	0.65%	1	510.72	510.85	0.0%
Dr.Reddy's	76.32	136752	77.26	118670	-1.22%	1	6317.39	6302.15	0.2%
ICICI Bank	26.13	2693593	26.08	3130187	0.19%	2	1081.46	1076.85	0.4%
HDFC Bank	57.00	4407703	55.90	3373798	1.97%	3	1572.73	1459.55	7.8%

**GDR's (US\$)**

	Prices	Prev. Close	Change	Var %
L&T	43.70	44.00	(0.3)	-0.7%
RIL	72.10	71.20	0.9	1.3%
SBI	91.70	93.20	(1.5)	-1.6%

**US Economy Data**

	Current	Previous
Inflation (%) (YoY)	3.20%	3.10%
Unemployment (%)	3.90%	3.70%

**Interest Rate (%)**

	Current	Previous
Fed Rate	5.50%	5.50%

**US GDP**

	Q4CY23	Q3CY23
Growth (QoQ Annualized)	3.20%	4.90%

**China Economy Data**

	Current	Previous
GDP	5.20%	4.90%
Inflation – CPI (%)	0.70%	-0.80%

**Economic Calendar**

	Date
Indian GDP Data	31 May
Indian Inflation Data CPI	12 Apr
Indian Inflation Data WPI	14 Mar
Indian Monetary Policy	05 Apr
India's Industrial Production (IIP)	12 Apr
US Inflation Data	To Be Announced
US GDP	28 Mar
US Unemployment Data	05 Apr
US Fed Rate	20 Mar
China GDP	16 Apr
China Inflation Data	11 Apr

**Event Update**

Name	Date	Purpose
Colab Cloud Platforms Ltd.	13-03-2024	Stock Split from Rs.10/- to Rs.2/-
Wonder Electricals Ltd.	14-03-2024	Rs.1.00 per share(10%)Interim Dividend
Autoriders International Ltd.	15-03-2024	Rs.0.50 per share(5%)Interim Dividend
IIFL Securities Ltd.	15-03-2024	Rs.3.00 per share(150%)Interim Dividend
India Gelatine & Chemicals Ltd.	15-03-2024	Interim Dividend

**Bulk Deal As On 12/03/24**

BSE

Security Code	Security Name	Client Name	Deal	Quantity	Price
513119	ABCGAS	ROHITH SATISH SHOREWALA	S	10000	60.1
539506	ADCON	TOPGAIN FINANCE PRIVATE LIMITED	S	1000000	0.85
543377	ADISHAKTI	VIVEK KANDA	S	30000	10.5
526433	ASMTEC	CAPRI GLOBAL HOLDINGS PRIVATE LIMITED	B	100000	1037.5
526433	ASMTEC	IDS SYSTEMS LLP	S	94026	1037.5
512149	AVANCE	MULTIPLIER SHARE & STOCK ADVISORS PRIVATE LIMITED	S	9995918	1.68
543209	BILLWIN	VAISHALI K SONEKAR	B	21000	67.54
530249	BRIDGESE	RONAKKUMAR SANJAYBHAI PATEL	S	19621	22.78
530249	BRIDGESE	SHRENI ANKIT MEHTA	B	25000	23.13
539596	DELTA	PARESH DHIRAJLAL SHAH	B	30000	28.54
539596	DELTA	USHA KIRAN SHARMA	S	30000	28.54
531364	EKANSH	B K BAJAJ & OTHERS	S	140000	55
531364	EKANSH	GENESIS GRAND GENERAL TRADING L.L.C	B	244640	54.99
504351	EMPOWER	MULTIPLIER SHARE & STOCK ADVISORS PRIVATE LIMITED	S	8752644	3.79
504397	GANHOLD	KAPIL RASTOGI	S	2253	85.07
509563	GARWAMAR	POSHATTIWAR SANDEEP VASANTRAO HUF	S	30341	12.4
538788	GILADAFINS	SHARAD SHYAM SONI HUF	B	90000	12.09
538788	GILADAFINS	SHYAMSUNDER MADANLAL SONI (HUF)	S	107200	12.09
513309	GOLKONDA	GRID TRADING PRIVATE LIMITED	B	248665	15.5
513309	GOLKONDA	UTPAL AGRAWAL	S	250000	15.5
504731	IBRIGST	MEGHNA JIGAM GANDHI	S	5147	146.8
524614	INDXTRA	ROMIT CHAMPAKLAL SHAH	S	170000	9.68
541983	INNOVATIVE	VISHAL BHANDARI	S	78000	26.92
538564	JAMESWARREN	A&S TRADELINK	B	21000	224.99
538564	JAMESWARREN	PARTH COMMODITY SERVICES PRIVATE LIMITED	S	20206	225
521238	KDL	KANTA DEVI SAMDARIA	S	5000	124.95
521238	KDL	MULTIPLIER SHARE & STOCK ADVISORS PRIVATE LIMITED	B	3365	124.95
521238	KDL	PARESH DHIRAJLAL SHAH	B	2840	124.95
543720	KFINTECH	KOTAK MAHINDRA BANK LIMITED	S	3470000	600.28
539762	MEAPL	MANOJ KUMAR KANDA	S	25030	82.58
539762	MEAPL	MULTIPLIER SHARE & STOCK ADVISORS PRIVATE LIMITED	B	40000	82.58
539762	MEAPL	RAGHAV KAROL HUF	B	82401	82.58
539938	MIL	ATULBHAI AMRITLAL MEHTA	B	90000	57.2
539938	MIL	RISI FINSTOCK PVT LTD	S	108657	57.2
543262	MRP	ANMOL COMTRADE	S	123000	48.25
543262	MRP	MANISH KUMAR JAIN	B	60000	48
543262	MRP	RAKSHA JAIN	B	63000	48.5
500307	NIRLON	ALFANO PTE. LTD.	S	923201	430
500307	NIRLON	KUNAL VIRENCHEE SAGAR	S	1329750	430
500307	NIRLON	NIHAR NANDAN NILEKANI	B	2252041	430
512489	OASISEC	GUTTIKONDA VARA LAKSHMI	B	10000	147.7
511644	OMEGAIN	SOMANI VENTURES AND INNOVATIONS LIMITED	B	3000	370.1
541601	RAJNISH	GEETANJALI GUNAJI MEDHEKAR	S	3201378	8.62
541601	RAJNISH	GEETANJALI GUNAJI MEDHEKAR	B	3936119	8.69
538975	SHREESEC	FABER TREXIM PRIVATE LIMITED	S	4371744	0.37
507998	SIMMOND	DEEPANKAR MAHENDRAKUMAR MOGHA	S	63957	67.01
516038	SOMAPPR	PRATIK RAJENDRA GANDHI	S	14000	54.09

543924	SONALIS	ABHIJITH PUTTA	B	40000	29.62
543924	SONALIS	KHATNANI VISHAL	B	12000	29.62
543924	SONALIS	MEHUL BHARATBHAI SHAH HUF	S	42000	29.62
543745	SVS	FINVENTION FINVEST PRIVATE LIMITED	S	132000	8.4
543745	SVS	GUNJAN NITINKUMAR NAYAK	B	132000	8.4
539310	THINKINK	AMAYSHA TEXTILES PRIVATE LIMITED	B	1420000	44.88
539310	THINKINK	AVANTIKA ADVISORY SERVICES LLP	S	324840	44.64
539310	THINKINK	BHARATH KUMAR PALATLA	S	200000	45
539310	THINKINK	BIPINBHAI DEVABHAI RAVAL	S	525412	45.04
539310	THINKINK	BIPINBHAI DEVABHAI RAVAL	B	544742	44.76
539310	THINKINK	BOFA SECURITIES EUROPE SA	S	196156	45.13
539310	THINKINK	GIRIRAJ RATAN DAMANI	S	225000	44.64
539310	THINKINK	HARDIK DISTRIBUTOR PRIVATE LIMITED	S	421621	45.25
539310	THINKINK	HARDIK DISTRIBUTOR PRIVATE LIMITED	B	421621	44.75
539310	THINKINK	MULTIPLIER SHARE & STOCK ADVISORS PRIVATE LIMITED	S	250003	44.64
539310	THINKINK	MULTIPLIER SHARE & STOCK ADVISORS PRIVATE LIMITED	B	250003	44.73
539310	THINKINK	MUNISH KUMAR	S	156000	44.64
539310	THINKINK	SOCIETE GENERALE	S	235761	45.49
533629	TIJARIA	NAV CAPITAL VCC - NAV CAPITAL EMERGING STAR FUND	B	362186	15.87
531411	TUNITEX	NITIN BAKSHI	B	753488	2.11
541338	UHZAVERI	MULTIPLIER SHARE & STOCK ADVISORS PRIVATE LIMITED	S	100000	36.83
532402	USGTECH	RITU AGGARWAL	B	213000	7
511523	VEERHEALTH	YOGESH MAHASUKLAL SHAH	B	150000	20.5
542803	VEL	KAILASH KABRA	S	200000	11.25
542803	VEL	SAROJDEVI SATYANARAYAN KABRA	S	275000	11.2
542803	VEL	VEENA RAJESH SHAH	B	475000	11.22

NSE

Security Code	Security Name	Client Name	Deal	Quantity	Price
AARTECH	Aartech Solonics Limited	CHANAKYA OPPORTUNITIES FUND I	BUY	60000	155.5
CMMIPL	CMM Infracore Limited	SAMTA MUNDRA	SELL	108000	2.15
ESCONET	Esconet Technologies Ltd	VORA FINANCIAL SERVICES PVT LTD	SELL	94400	160.86
HIGREEN	Hi Green Carbon Limited	STELLAR WEALTH PARTNERS INDIA FUND I LP	BUY	139200	169.96
HILTON	Hilton Metal Forging Limi	UJWALA PRAKASH JAIN	SELL	167000	149.22
INDTERRAIN	Ind Terrain Fashions Ltd	POLARIS BANYAN HOLDING PRIVATE LTD	BUY	305000	76.53
INFIBEAM	Infibeam Avenues Limited	ABHISHEK MAYUR DESAI	SELL	6000000	39.6
INFIBEAM	Infibeam Avenues Limited	SONAL DESAI	BUY	6000000	39.6
INSPIRE	Inspire Films Limited	HARIT EXPORTS PRIVATE LIMITED	SELL	100000	35.6
INSPIRE	Inspire Films Limited	MOHIT RAMGOPAL AGRAWAL	BUY	100000	35.6
MAANALU	Maan Aluminium Limited	MANSUKH SECURITIES & FINANCE LTD	BUY	700000	152.5
MAANALU	Maan Aluminium Limited	RAVINDER NATH JAIN	SELL	1000000	152.55
LODHA	Macrotech Developers Ltd	SAMBHAVNATH INFRABUILD AND FARMS PRIVATE LIMITED	SELL	4972100	1180.02
MADHAV	Madhav Marbles and Grani	PARNIKA AGARWAL	SELL	45561	38.33
MDL	Marvel Decor Limited	GINNI FINANCE PVT. LTD.	BUY	138000	90.4
ONWARDTEC	Onward Technologies Ltd	WHITE OAK INDIA EQUITY FUND IV	SELL	125248	463.81
SAHAJ	Sahaj Fashions Limited	MAYURI SHRIPAL VORA	SELL	68000	21.81
TIJARIA	Tijaria Polypipes Ltd	JYOTIKA DEEPAK SHENOY	SELL	385000	15
TIJARIA	Tijaria Polypipes Ltd	MULTIPLIER SHARE & STOCK ADVISORS PRIVATE LIMITED	BUY	400000	15
TIJARIA	Tijaria Polypipes Ltd	NAV CAPITAL VCC - NAV CAPITAL EMERGING STAR FUND	BUY	325090	15.6
TIJARIA	Tijaria Polypipes Ltd	SETU SECURITIES PVT LTD	BUY	225000	15
VR	V R Infraspac Limited	ADANI ATUL KANTILAL	BUY	59200	90.1
VR	V R Infraspac Limited	ALPESH BHUPATBHAI VAGHASIYA	BUY	65600	90
VR	V R Infraspac Limited	BHUMIKABEN SUNILBHAI PATEL	BUY	222400	87.51
VR	V R Infraspac Limited	GOENKA BUSINESS & FINANCE LIMITED	BUY	57600	87.8
VR	V R Infraspac Limited	PRITESH RAMNIKBHAI GAJERA	BUY	54400	89.75
VR	V R Infraspac Limited	THAKKAR DHIRAJLAL VITTHALDAS	BUY	54400	90
VR	V R Infraspac Limited	VIPULBHAI ARVINDBHAI SHINGALA	BUY	59200	89.32
S VIJFIN	Viji Finance Limited	VIJAY KOTHARI	BUY	446000	3.65

**Disclosure:**

Research Reports that are published by Nirmal Bang Securities Private Limited (hereinafter referred to as "NBSPL") are for private circulation only. NBSPL is a registered Research Analyst under SEBI (Research Analyst) Regulations, 2014 having Registration no. INH000001766. NBSPL is also a registered Stock Broker with National Stock Exchange of India Limited, BSE Limited, Metropolitan Stock Exchange of India Limited, Multi Commodity Exchange of India Limited and , National Commodity and Derivative Exchange Limited in Capital Market , Equity and Commodities derivatives segments and Currency Derivatives Segment .

NBSPL has other business divisions with independent research teams separated by Chinese walls, and therefore may, at times, have different or contrary views on stocks and markets.

NBSPL or its associates have not been debarred / suspended by SEBI or any other regulatory authority for accessing / dealing in securities Market since last 20 years. NBSPL, its associates or analyst or his relatives do not hold any financial interest (Except Investment) in the subject company. NBSPL or its associates or Analyst do not have any conflict or material conflict of interest at the time of publication of the research report with the subject company. NBSPL or its associates or Analyst or his relatives may or may not hold beneficial ownership of 1% or more in the subject company at the end of the month immediately preceding the date of publication of this research report.

NBSPL or its associates / analyst has not received any compensation / managed or co-managed public offering of securities of the company covered by Analyst during the past twelve months. NBSPL or its associates have not received any compensation or other benefits from the company covered by Analyst or third party in connection with the research report. Analyst has not served as an officer, director or employee of Subject Company. NBSPL / analyst has not been engaged in market making activity of the subject company.

**Analyst Certification:** The research analysts and authors of these reports, hereby certify that the views expressed in this research report accurately reflects my/our personal views about the subject securities, issuers, products, sectors or industries. It is also certified that no part of the compensation of the analyst(s) was, is, or will be directly or indirectly related to the inclusion of specific recommendations or views in this research. The analyst(s) principally responsible for the preparation of this research report and has taken reasonable care to achieve and maintain independence and objectivity in making any recommendations.

**Disclaimer:**

The Research Report is for the personal information of the authorized recipient and does not construe to be any investment, legal or taxation advice. NBSPL is not soliciting any action based upon it. Nothing in the research report shall be construed as a solicitation to buy or sell any security or product, or to engage in or refrain from engaging in any such transaction. In preparing the research report, we did not take into account the investment objectives, financial situation and particular needs of the reader.

The research report has been prepared for the general use of the clients of NBSPL and must not be copied, either in whole or in part, or distributed or redistributed to any other person in any form. If you are not the intended recipient you must not use or disclose the information in the research report in any way. Though disseminated to all the customers simultaneously, not all customers may receive the research report at the same time. NBSPL will not treat recipients as customers by virtue of their receiving the research report. The research report is not directed or intended for distribution to or use by any person or entity resident in a state, country or any jurisdiction, where such distribution, publication, availability or use would be contrary to law, regulation or which would subject NBSPL & its group companies to registration or licensing requirements within such jurisdictions.

The report is based on the information obtained from sources believed to be reliable, but we do not make any representation or warranty that it is accurate, complete or up-to-date and it should not be relied upon as such. We accept no obligation to correct or update the information or opinions in it. NBSPL or any of its affiliates or employees shall not be in any way responsible for any loss or damage that may arise to any person from any inadvertent error in the information contained in the research report. NBSPL or any of its affiliates or employees do not provide, at any time, any express or implied warranty of any kind, regarding any matter pertaining to this report, including without limitation the implied warranties of merchantability, fitness for a particular purpose, and non-infringement. The recipients of the research report should rely on their own investigations.

This information is subject to change without any prior notice. NBSPL reserves its absolute discretion and right to make or refrain from making modifications and alterations to this statement from time to time. Nevertheless, NBSPL is committed to providing independent and transparent recommendations to its clients, and would be happy to provide information in response to specific client queries.

Before making an investment decision on the basis of research report, the reader needs to consider, with or without the assistance of an adviser, whether the advice is appropriate in light of their particular investment needs, objectives and financial circumstances. There are risks involved in securities trading. The price of securities can and does fluctuate, and an individual security may even become valueless. International investors are reminded of the additional risks inherent in international investments, such as currency fluctuations and international stock market or economic conditions, which may adversely affect the value of the investment. Opinions expressed are subject to change without any notice. Neither the company nor the director or the employees of NBSPL accept any liability whatsoever for any direct, indirect, consequential or other loss arising from any use of the research report and/or further communication in relation to the research report. Here it may be noted that neither NBSPL, nor its directors, employees, agents or representatives shall be liable for any damages whether direct or indirect, incidental, special or consequential including lost revenue or lost profit that may arise from or in connection with the use of the information contained in the research report.

Copyright of this document vests exclusively with NBSPL.

Our reports are also available on our website

Registration granted by SEBI and certification from NISM in no way guarantee performance of NBSPL or provide any assurance of returns to investors.

**Nirmal Bang Research (Division of Nirmal Bang Securities Pvt. Ltd.)**

B-2, 301/302, Marathon Innova,  
Opp. Peninsula Corporate Park  
Off. Ganpatrao Kadam Marg  
Lower Parel(W), Mumbai-400013  
Board No. : 91 22 6723 8000/8001  
Fax. : 022 6723 8010